



## Savala külas Jõe tänava välisvalgustus

**Object**

Savala küla  
Lüganuse vald  
Ida-Virumaa

**Editor**

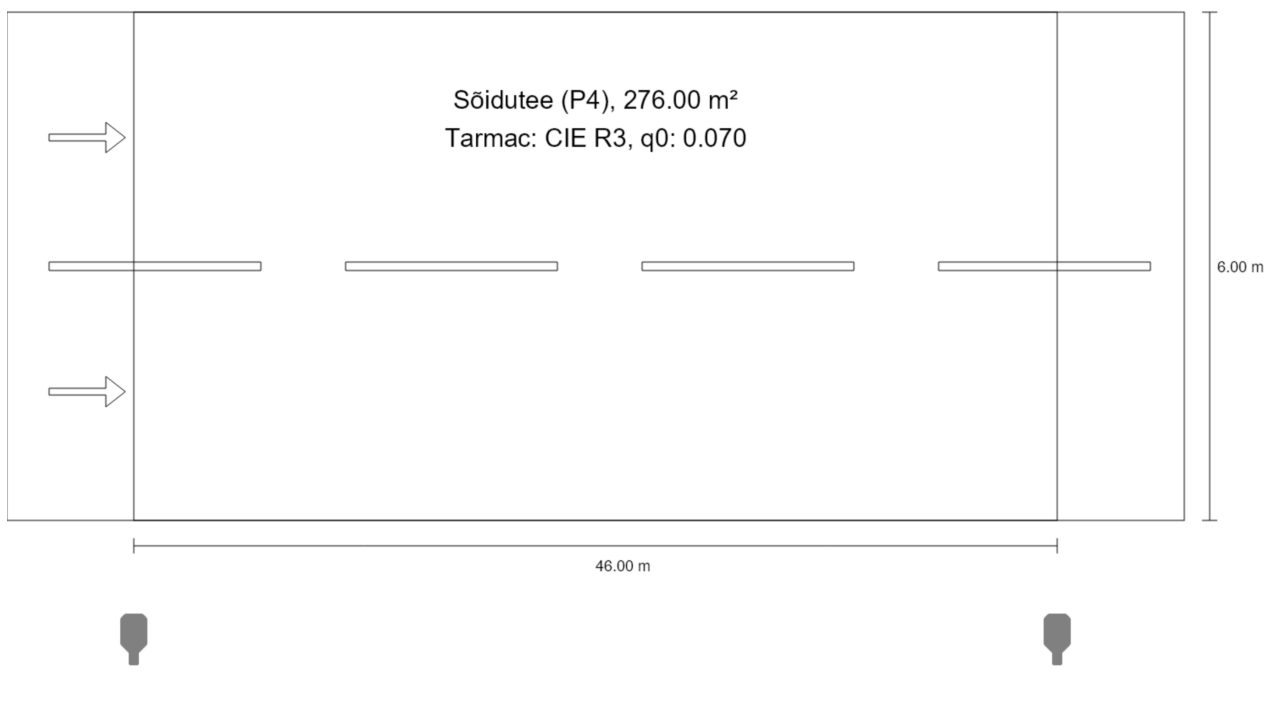
Ivar Aljas

## Table of Contents

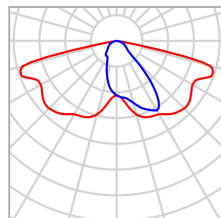

Cover .....	1
Table of Contents .....	2
1 · Laiem lõik (6m x 46m) V3.1...V3.2	
Summary (according to EN 13201:2015) .....	3
2 · Kitsam lõik (4m x 49m) V3.3...V3.11	
Summary (according to EN 13201:2015) .....	7
3 · Kitsam lõik (4m x 35m) V3.12...V3.15	
Summary (according to EN 13201:2015) .....	11

1 · Laiem lõik (6m x 46m) V3.1...V3.2

## Summary (according to EN 13201:2015)



1 · Laiem lõik (6m x 46m) V3.1...V3.2

**Summary (according to EN 13201:2015)**

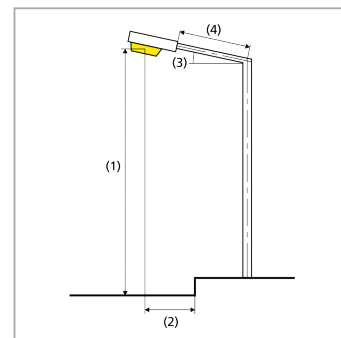
Manufacturer	Philips	P	30.9 W
Article No.	BGP281I-8d986bf7-e06c-4bb8-85af-78f0d9254d19	$\Phi_{\text{Lamp}}$	5000 lm
Article name	BGP281 T25 LED50-4S/730 PSDD DN11 FG	$\Phi_{\text{Luminaire}}$	4413 lm
Fitting	1x LED50-4S/730	$\eta$	88.26 %

1 · Laiem lõik (6m x 46m) V3.1...V3.2

**Summary (according to EN 13201:2015)**

BGP281 T25 LED50-4S/730 PSDD DN11 FG (single side bottom)

Pole distance	46.000 m
(1) Light spot height	6.000 m
(2) Light point overhang	-1.360 m
(3) Boom inclination	0.0°
(4) Boom length	0.000 m
Annual operating hours	4000 h: 100.0 %, 30.9 W
Wattage / route	679.8 W/km
ULR / ULOR	0.00 / 0.00
Max. luminous intensities	≥ 70°: 721 cd/klm
Any direction forming the specified angle from the downward vertical, with the luminaire installed for use.	≥ 80°: 81.1 cd/klm ≥ 90°: 0.00 cd/klm
Luminous intensity class	G*3
The luminous intensity values in [cd/klm] for calculation of the luminous intensity class refer to the luminaire luminous flux according to EN 13201:2015.	
Glare index class	D.6
MF	0.80



1 · Laiem lõik (6m x 46m) V3.1...V3.2

**Summary (according to EN 13201:2015)**

## Results for valuation fields

A maintenance factor of 0.80 was used for calculating for the installation.

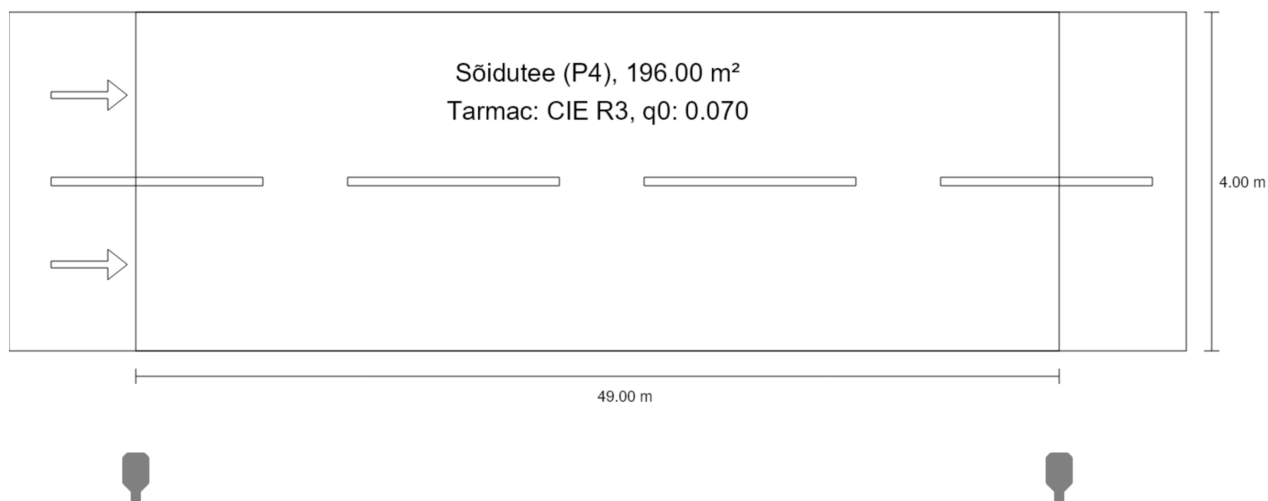
	Symbol	Calculated	Target	Check
Sõidutee (P4)	$E_{av}$	6.26 lx	[5.00 - 7.50] lx	✓
	$E_{min}$	1.55 lx	$\geq 1.00$ lx	✓

## Results for energy efficiency indicators

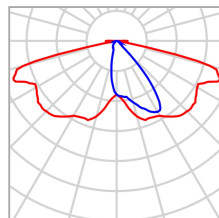

	Symbol	Calculated	Energy Consumption
1	$D_p$	0.018 W/lx*m <sup>2</sup>	–
BGP281 T25 LED50-4S/730 PSDD DN11 FG (single side bottom)	$D_e$	0.4 kWh/m <sup>2</sup> yr	123.6 kWh/yr

2 · Kitsam lõik (4m x 49m) V3.3...V3.11

## Summary (according to EN 13201:2015)



2 · Kitsam lõik (4m x 49m) V3.3...V3.11

**Summary (according to EN 13201:2015)**

Manufacturer	Philips	P	30.9 W
Article No.	BGP281I-c32d2017-c235-4f1e-ac15-a72af1cb3835	$\Phi_{\text{Lamp}}$	5000 lm
Article name	BGP281 T25 LED50-4S/730 PSDD DN11 BL1 FG	$\Phi_{\text{Luminaire}}$	3427 lm
Fitting	1x LED50-4S/730	$\eta$	68.54 %

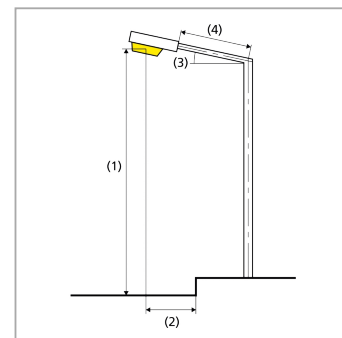


2 · Kitsam lõik (4m x 49m) V3.3...V3.11

**Summary (according to EN 13201:2015)**

BGP281 T25 LED50-4S/730 PSDD DN11 BL1 FG (single side bottom)

Pole distance	49.000 m
(1) Light spot height	6.000 m
(2) Light point overhang	-1.460 m
(3) Boom inclination	0.0°
(4) Boom length	0.000 m
Annual operating hours	4000 h: 100.0 %, 30.9 W
Wattage / route	618.0 W/km
ULR / ULOR	0.00 / 0.00
Max. luminous intensities	≥ 70°: 906 cd/klm
Any direction forming the specified angle from the downward vertical, with the luminaire installed for use.	≥ 80°: 100 cd/klm ≥ 90°: 0.00 cd/klm
Luminous intensity class	G*2
The luminous intensity values in [cd/klm] for calculation of the luminous intensity class refer to the luminaire luminous flux according to EN 13201:2015.	
Glare index class	D.6
MF	0.80



2 · Kitsam lõik (4m x 49m) V3.3...V3.11

**Summary (according to EN 13201:2015)**

## Results for valuation fields

A maintenance factor of 0.80 was used for calculating for the installation.

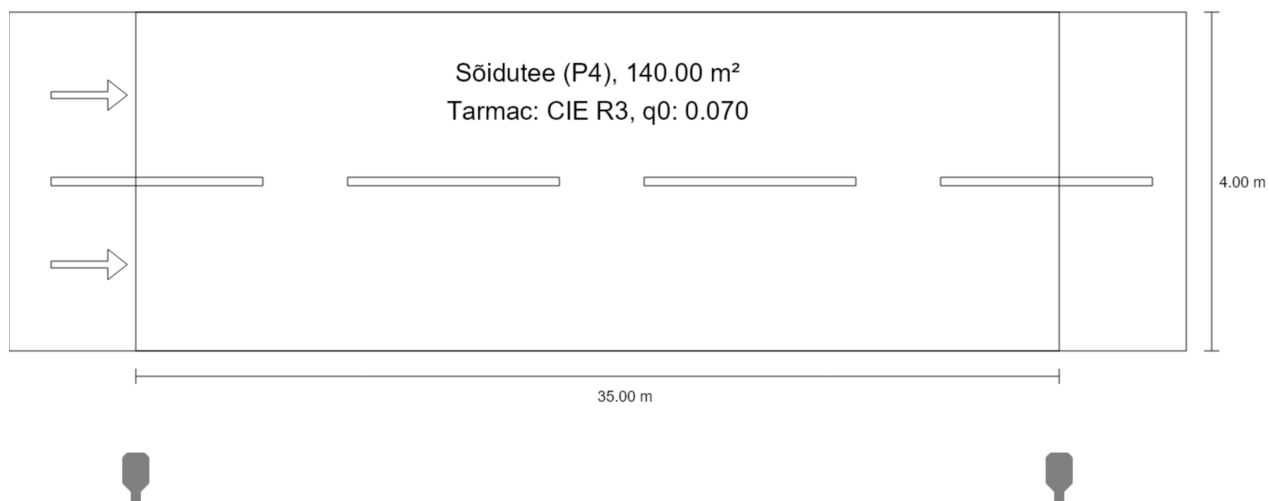
	Symbol	Calculated	Target	Check
Sõidutee (P4)	$E_{av}$	6.81 lx	[5.00 - 7.50] lx	✓
	$E_{min}$	1.07 lx	$\geq 1.00$ lx	✓

## Results for energy efficiency indicators

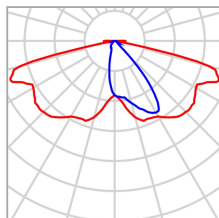

	Symbol	Calculated	Energy Consumption
2	$D_p$	0.023 W/lx*m <sup>2</sup>	–
BGP281 T25 LED50-4S/730 PSDD DN11 BL1 FG (single side bottom)	$D_e$	0.6 kWh/m <sup>2</sup> yr	123.6 kWh/yr

3 · Kitsam lõik (4m x 35m) V3.12...V3.15

### Summary (according to EN 13201:2015)



3 · Kitsam lõik (4m x 35m) V3.12...V3.15

**Summary (according to EN 13201:2015)**

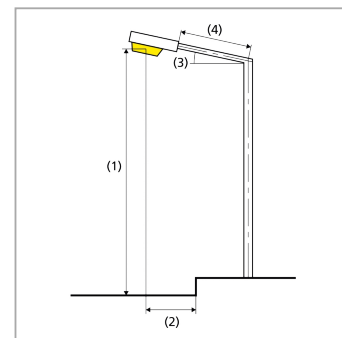
Manufacturer	Philips	P	21.5 W
Article No.	BGP281I-07968099-a02d-4e16-8960-eb7d3fef789f	$\Phi_{\text{Lamp}}$	3500 lm
Article name	BGP281 T25 LED35-4S/730 PSDD DN11 BL1 FG	$\Phi_{\text{Luminaire}}$	2423 lm
Fitting	1x LED35-4S/730	$\eta$	69.23 %

3 · Kitsam lõik (4m x 35m) V3.12...V3.15

**Summary (according to EN 13201:2015)**

BGP281 T25 LED35-4S/730 PSDD DN11 BL1 FG (single side bottom)

Pole distance	35.000 m
(1) Light spot height	6.000 m
(2) Light point overhang	-1.460 m
(3) Boom inclination	0.0°
(4) Boom length	0.000 m
Annual operating hours	4000 h: 100.0 %, 21.5 W
Wattage / route	623.5 W/km
ULR / ULOR	0.00 / 0.00
Max. luminous intensities	≥ 70°: 906 cd/klm
Any direction forming the specified angle from the downward vertical, with the luminaire installed for use.	≥ 80°: 100 cd/klm ≥ 90°: 0.00 cd/klm
Luminous intensity class	G*2
The luminous intensity values in [cd/klm] for calculation of the luminous intensity class refer to the luminaire luminous flux according to EN 13201:2015.	
Glare index class	D.6
MF	0.80



3 · Kitsam lõik (4m x 35m) V3.12...V3.15

**Summary (according to EN 13201:2015)**

## Results for valuation fields

A maintenance factor of 0.80 was used for calculating for the installation.

	Symbol	Calculated	Target	Check
Sõidutee (P4)	$E_{av}$	6.75 lx	[5.00 - 7.50] lx	✓
	$E_{min}$	2.44 lx	$\geq 1.00$ lx	✓

## Results for energy efficiency indicators

	Symbol	Calculated	Energy Consumption
3	$D_p$	0.023 W/lx*m <sup>2</sup>	–
BGP281 T25 LED35-4S/730 PSDD DN11 BL1 FG (single side bottom)	$D_e$	0.6 kWh/m <sup>2</sup> yr	86.0 kWh/yr